
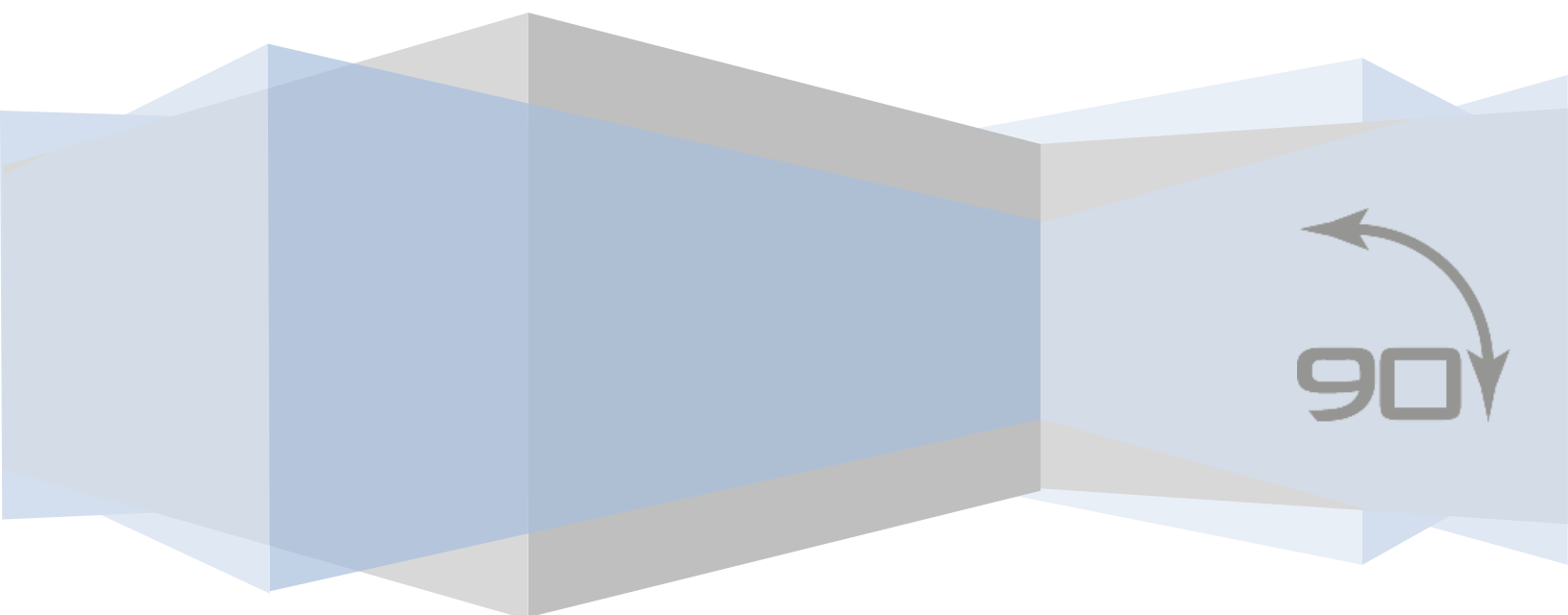


90 Degree Software Inc.





# Radius for c360 v1.5

## What's New Guide



Reporting from Microsoft CRM 3.0 can be a challenge, even for the most skilled report design professionals. Radius<sup>90</sup> for c360 delivers an easy to use reporting experience that allows CRM users and professionals alike the ability to get access to their most important asset: their information. Designed for people who make reports, Radius<sup>90</sup> delivers a results-oriented user experience with the look and feel of Microsoft Office 2007. CRM report designers can easily create reports in minutes, using their CRM Filtered Views, ensuring the security of their data once the reports are published back to the reporting server. Radius<sup>90</sup> looks, feels and operates like a Microsoft Office 2007 application so that everyone, not just programmers, are able to analyze their information. Radius<sup>90</sup> creates CRM-compliant RDL report files, so users can easily publish these reports to their CRM system using standard CRM report publishing tools

Radius <sup>90</sup> Producer for c360	Radius <sup>90</sup> Analyzer for c360
	
<p><b>Unique Features</b> (in addition to all standard features)</p>	<p><b>Unique Features</b> (in addition to all standard features)</p>
<ul style="list-style-type: none"> <li>• Allows for creation of new data connections</li> <li>• Allows for creation of new queries</li> <li>• Allows for query edit</li> <li>• Allows publishing to Reporting Services</li> </ul>	<ul style="list-style-type: none"> <li>• Cannot create data connections – can only use connections created by others</li> <li>• Cannot create queries – can only use queries created by others</li> <li>• Cannot edit queries – can only use queries created by others</li> <li>• Cannot publish to Reporting Services – must either save RDL file to disk or publish to Radius<sup>90</sup> Library</li> </ul>
<p><b>CRM Add-in for c360</b></p>	<p><b>CRM Add-in for c360</b></p>
<ul style="list-style-type: none"> <li>• Allows for creation of reports from basic templates</li> <li>• Allows for creation of queries from Advanced Find views in Microsoft CRM 3.0</li> <li>• Allows editing of queries created by the Add-in</li> </ul>	<ul style="list-style-type: none"> <li>• Allows for creation of reports from basic templates</li> <li>• Allows for creation of queries from Advanced Find views in Microsoft CRM 3.0</li> <li>• Does NOT allow for editing of queries created by the Add-in</li> </ul>

Target Audience	Target Audience
<ul style="list-style-type: none"> <li>• Current reporting users</li> <li>• Power Users/Business Analysts</li> <li>• IT personnel</li> <li>• Developers</li> <li>• DBAs</li> </ul>	<ul style="list-style-type: none"> <li>• End users</li> <li>• MS Office users</li> <li>• CxOs – Executive users</li> <li>• Line of Business Specialists</li> <li>• Information/Knowledge Workers</li> </ul>
New Features in Version 1.5	Benefits
New streamlined install	Introduction of a new Library architecture and optimization of core product code has resulted in a smoother install, requiring less time and fewer components. Installs quickly and easily on Windows XP SP2, Windows Vista and Windows Server 2003.
Interactive Sorting	Users reviewing reports can simply click the column headers to change the sort fields and direction. For CRM report designers, this means no more having to write code to interact with CRM_SortField and CRM_SortText parameters.
Cascading Parameters	Cascading parameters allow for the first parameter in a series to affect the second parameter. When a user selects “USA” from the countries list, only States in the USA will appear in the “StateProvince” parameter list.
Conditional Formatting	Easily change the display of fields based on their content. This allows for “greenbar” and “traffic lighting” style reports.
Cell Margins	More accurately control the display of information in their cells on the report, getting a board-quality finish to the reports you create.
Document Map	Allows for fast and easy navigation to any location in the report, without having to write code.
SQL Compact Edition	The Radius Library now uses SQL Compact Edition as the data infrastructure for storage. This means that Radius controls the install and management of a private library file, ensuring that the behavior is more in keeping with something like an Outlook PST file on your local machine. This simplifies the overall install and management of your Radius solution and gives it a smaller installation and distribution footprint and better performance overall.
CRM Add-in	The CRM Add-in from c360 allows Microsoft CRM 3.0 users to create reports using Radius, without having to know anything about databases and queries. Users simply connect directly to their CRM system and select the Advanced Find Saved Views that they would like to report from and Radius builds the correct queries.
Query Parameters	Query Parameter support allows for complex queries with sub-selects and for Cascading Parameters to be easily mapped from one query to the next.

Table Alias	Table Aliasing ensures that complex query relationships can be developed and more importantly, CRM users can build queries that support dynamic pre-filtering using Advanced Find.
Query Modeling	Query Modeling allows query designers to logically group the fields from the queries into business groupings, helping the end user report designer to better understand the shape of the data and the relationship of the information to the report they are building. Query Modeling also allows for field renaming and the creation of calculated fields that can be stored in the Radius Library and re-used many times over.
Enhanced Sorting	Enhanced Sorting allows users to sort their information based on multiple fields and multiple criteria, even using information and data that may not show up in the report.
Page Layout Control	Page Layout controls allow the report designer to more accurately control the presentation and orientation of their reports when designed with printing to paper in mind. Margins, Orientation and Size are easily accessed from the Ribbon.
Most Recently Used list	The Most Recently Used (MRU) list has been added to the Radius button to allow report designers quick access to the last 10 reports they were working on, even allowing them to “Pin” those reports to the list to permanently keep them close at hand – whether those reports are on disk, in the Library or stored on the web using SQL Server Reporting Services.
Numerous enhancements and fixes to existing features	We’ve been listening to our clients and have been working diligently to enhance current features, like adding vertical control support to the Matrix Designer, in order to ensure Radius is faster and easier to user than ever before.

## Pricing and Licensing

Radius Producer - \$999.00 per seat

- Full Designer product
- Able to create connections and queries
- Able to publish to Reporting Services
- Able to use add- in functionality
- Add-in / SDK documentation provided

Radius Analyzer - \$599.00 per seat

- Report Editor
- Can create new reports and report items
- Able to use existing items
- Unable to create new connections or queries
- Cannot publish to Reporting Services
- Able to use add-in functionality

#### CRM Add-in \$99.00

- Provides users with template reports for getting started
- Report creation on saved views from CRM advanced find
- Users need not learn how to query database and understand SQL to create a CRM report

#### Maintenance

- 20% per year (in addition to above prices)

## Services

#### RadiusNow \$300.00